




## Teacher Login Instructions

1. Navigate to the MV Help site using one of the methods below:

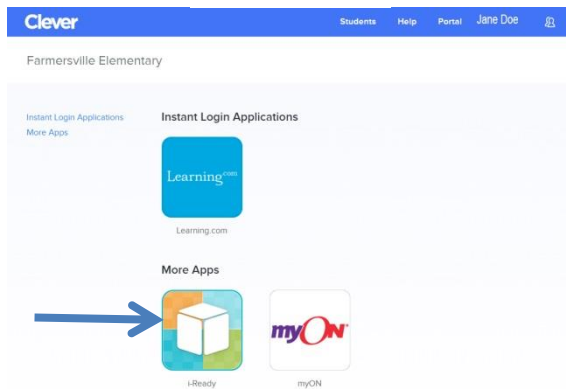
- MV Help desktop icon 
- MV Help link on school web page 
- URL: <https://sites.google.com/a/mvschool.org/mv-help/>

2. i-Ready Links are located in the second row on the MV Help site. Click the “Teachers iReady Login” button.

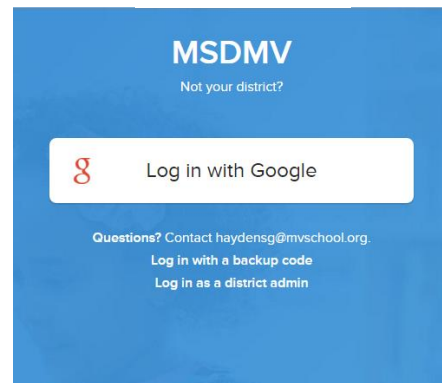


- **Scenario #1:** You are logged into Google, and you will be directed to the Clever dashboard. Your school, name, and available applications will be displayed. Click the i-Ready logo.
- **Scenario #2:** You are not logged into Google, and you will be prompted to log in with Google. Click the “Log in with Google” button. You will need to enter your mvschool.org email and password.

### Scenario #1



### Scenario #2



3. The i-Ready dashboard will display.

